

# Equity Report

## West Chavez Unified School District - San Joaquin County

Enrollment: 2,500 students

Socioeconomically Disadvantaged: 87%

English Learners: 76%

Foster Youth: N/A

Grade span: K-12






Charter School: No

Year: Data 2015-16 ▼

[Equity Report](#)
[Status and Change Report](#)
[Detailed Reports](#)
[Student Group Report](#)

The Equity Report provides the performance levels for the state indicators and identifies the total number of student groups represented in each indicator, in addition to the number of student groups in red/orange.

Performance Levels:  Blue (Highest)  Green  Yellow  Orange  Red (Lowest)

State Indicators	All Students Performance	Total Student Groups	Student Groups in Red/Orange
Chronic Absenteeism	N/A	N/A	N/A
Suspension Rate (K-12)		11	3
English Learner Progress (K-12)		1	0
Graduation Rate (9-12)		8	7
College & Career	N/A	N/A	N/A
English Language Arts (K-8)		5	1
Mathematics (K-8)		5	4

### Local Indicators

Ratings

Basics (Teachers, Instructional Materials, Facilities)	Met
Implementation of Academic Standards	Not Met
Parent Engagement	Not Met for Two Years
Local Climate Survey	Met

A dash (-) indicates that the student group consists of less than 11 students, the minimum size for any reporting; an asterisk (\*) indicates the student group consists of less than 30 students, and the performance level (color) is not presented or included for accountability purposes. An N/A indicates that data is not currently available. Additional details can be found in the California School Dashboard Technical Manual (link will be provided).

#### Narrative

The narrative text box is provided as an optional feature for local educational agencies to describe their performance on the state indicators and local indicators. This option allows LEAs to provide additional information and context as part of the display.