




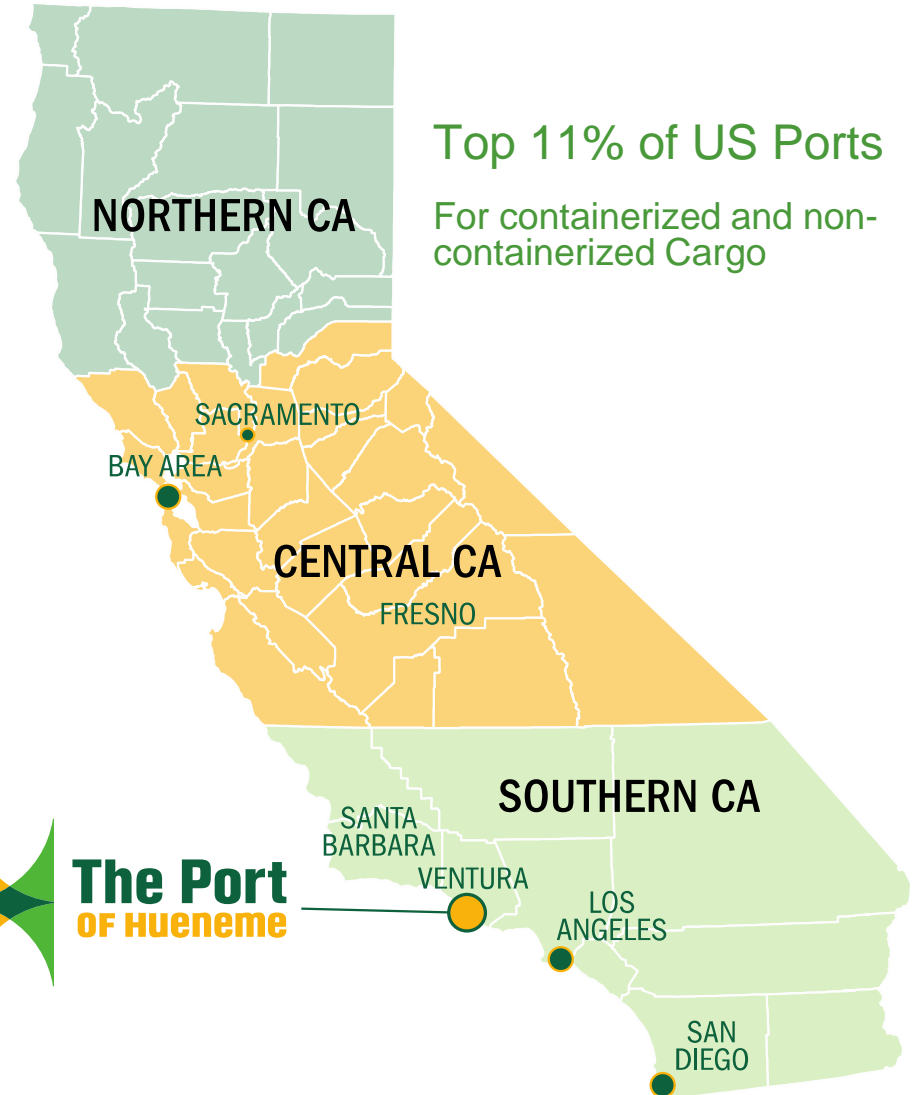
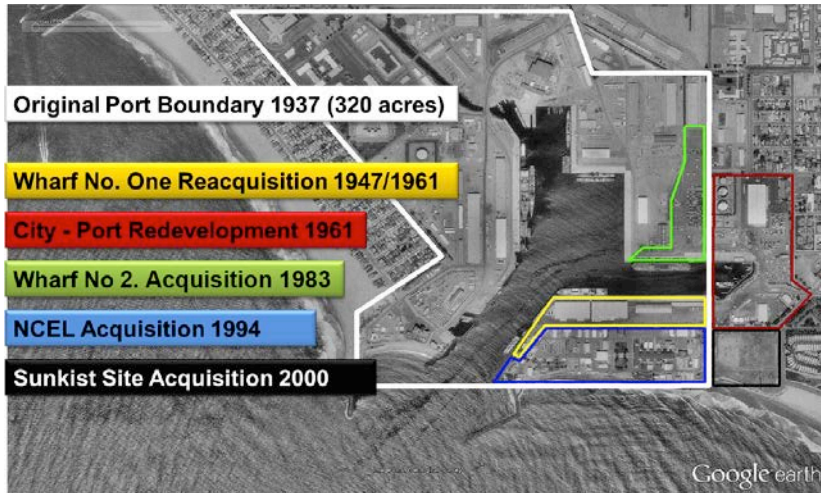
Senate Committee Hearing on Ports &  
Goods Movement - July 10<sup>th</sup>, 2015  
Niche Ports



# Thriving California Niche Port



*We Make Cargo Move*



*We Make Cargo Move*

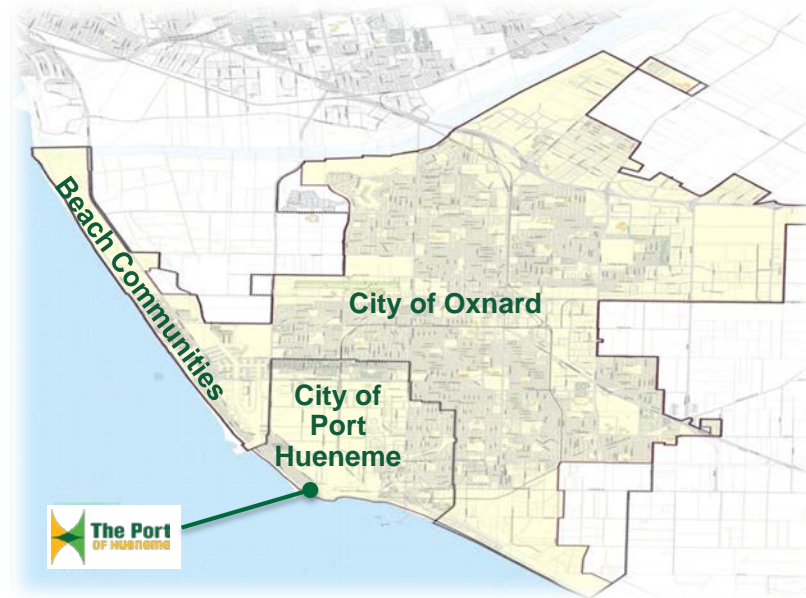


Port Governance  
Commercial Trade Gateway



**The Port**  
**OF HUENEME**  
Oxnard Harbor District

- Created in 1937 by an Act of the Legislature
- Special District – H&N Code
- Board of 5 Elected Commissioners
- Oxnard Population 200,000
- Port Hueneme Population 22,500



*We get the job done. The Port has a flexible, “can do” attitude, with an open door policy and easy access to Port management and decision makers*



---

## Vision

To operate as a **self-supporting** Port that enforces the principles of sound public stewardship maximizing the potential of maritime-related commerce and regional economic benefit.

---

## Mission

To be the preferred port for **specialized cargo** and provide the maximum possible economic and social benefits to our community and industries served.

# Leadership Priorities



*We Make Cargo Move*



## Vital Economic Engine

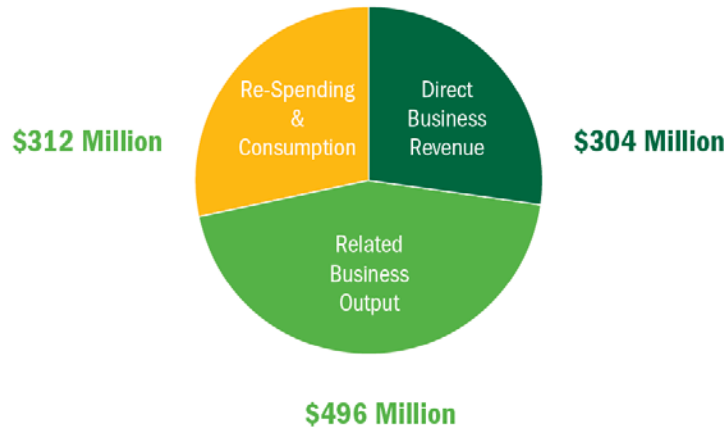
Impacts of Niche Port



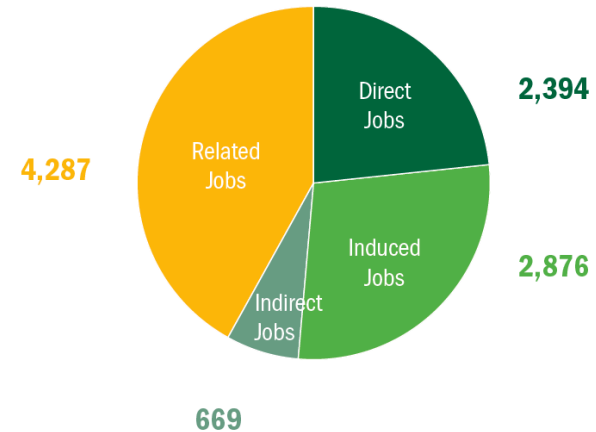
**The Port**  
**OF HUENEME**  
Oxnard Harbor District

# Port Hueneme: Local Impacts

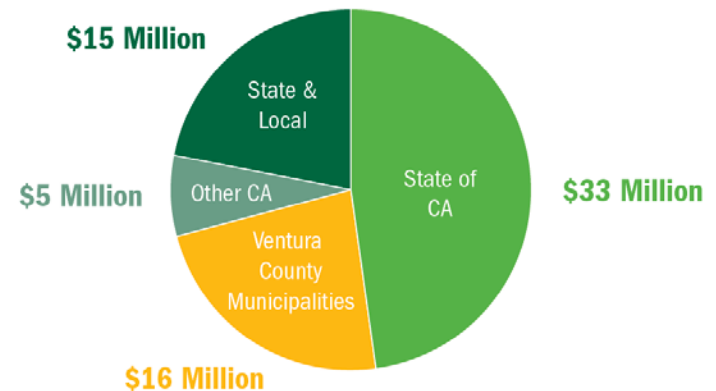
## \$1.1 Billion Total Economic Activity



## 10,226 Total Direct, Induced, Indirect and Related Jobs.



## \$69 Million in State and Local Taxes From Maritime Activity.





*We Make Cargo Move*



# CARGO PERFORMANCE

RECORD THROUGHPUT

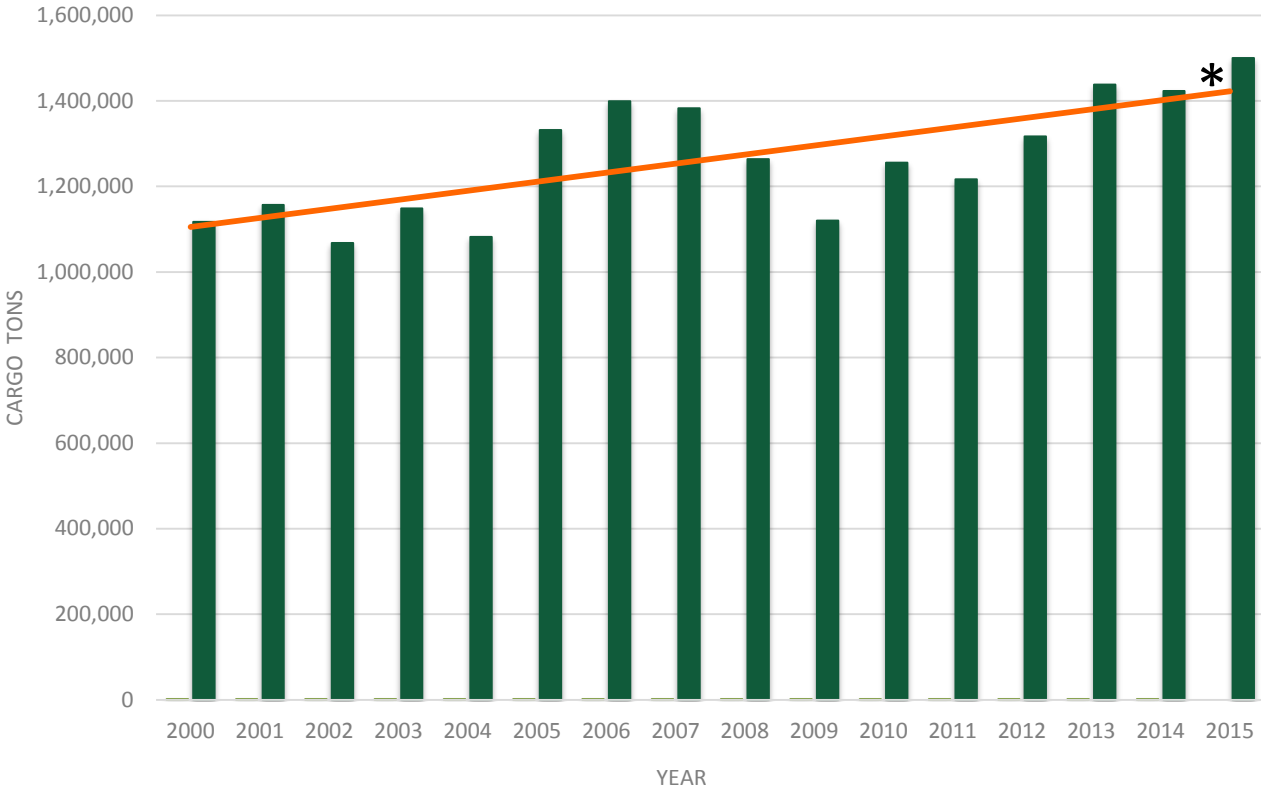


**The Port**  
**OF HUENEME**  
Oxnard Harbor District

# Port Overview

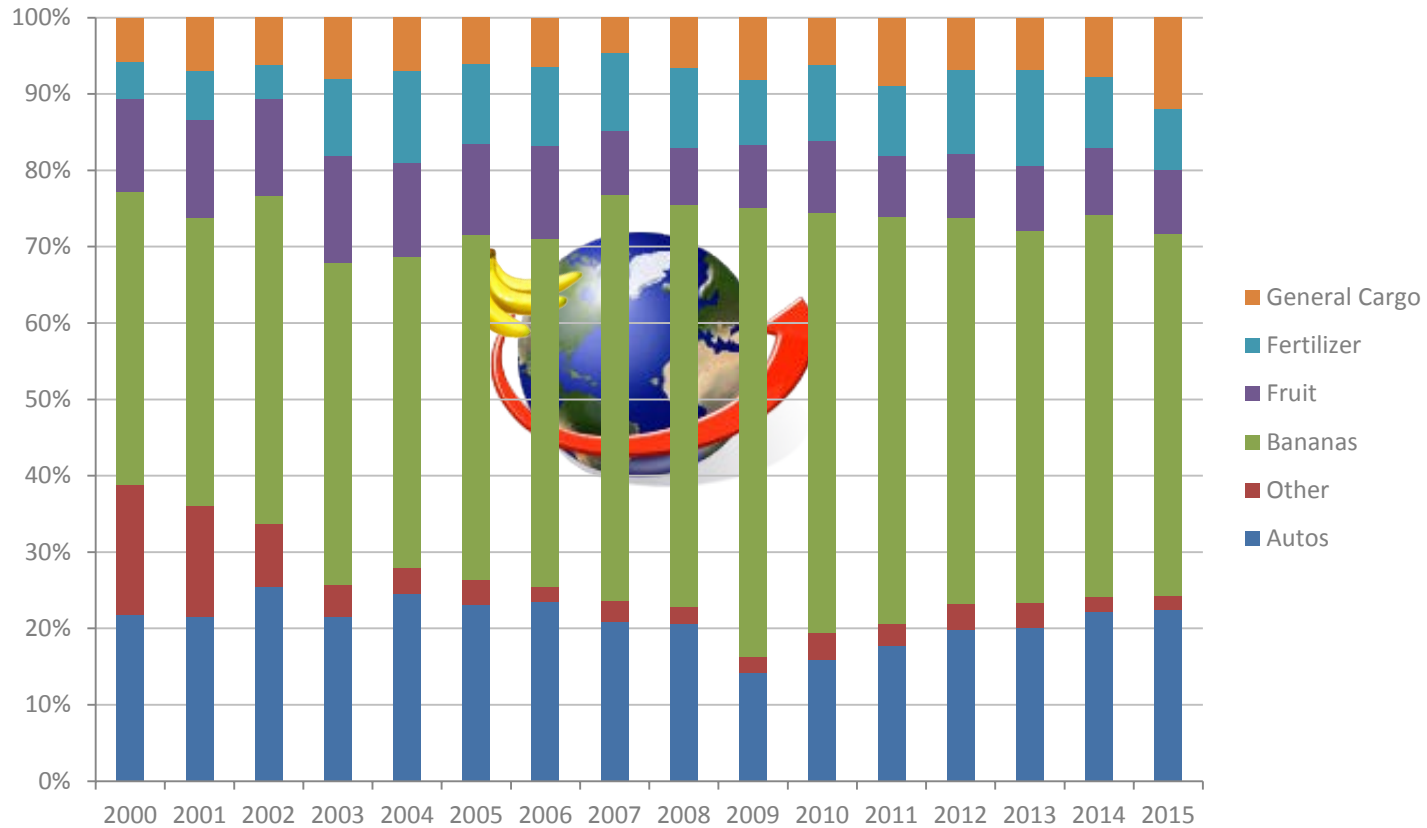




# Historical Cargo Throughput



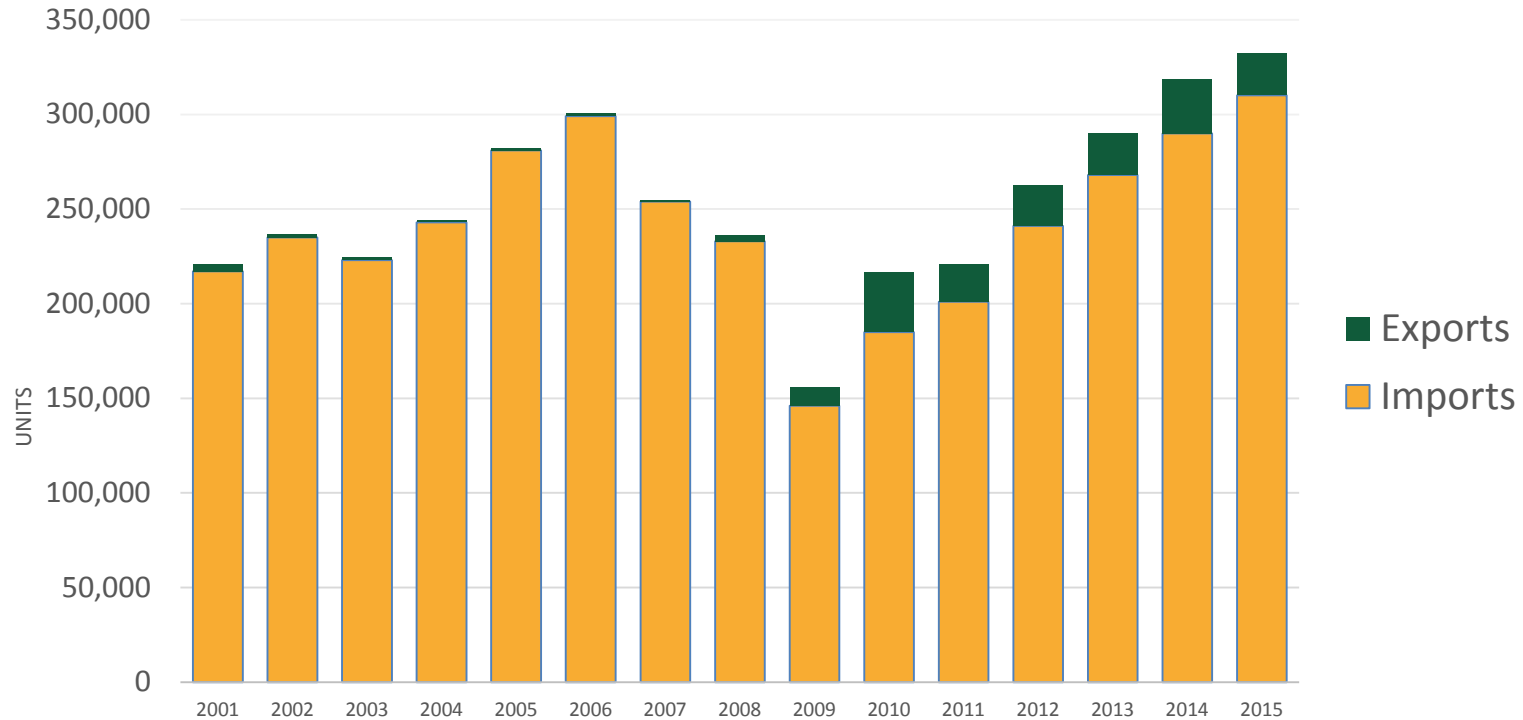
\*FY 2014-15 is projected based on year-to-date.

# Tonnage By Commodity



\*FY2014-15 is projected based on year-to-date.


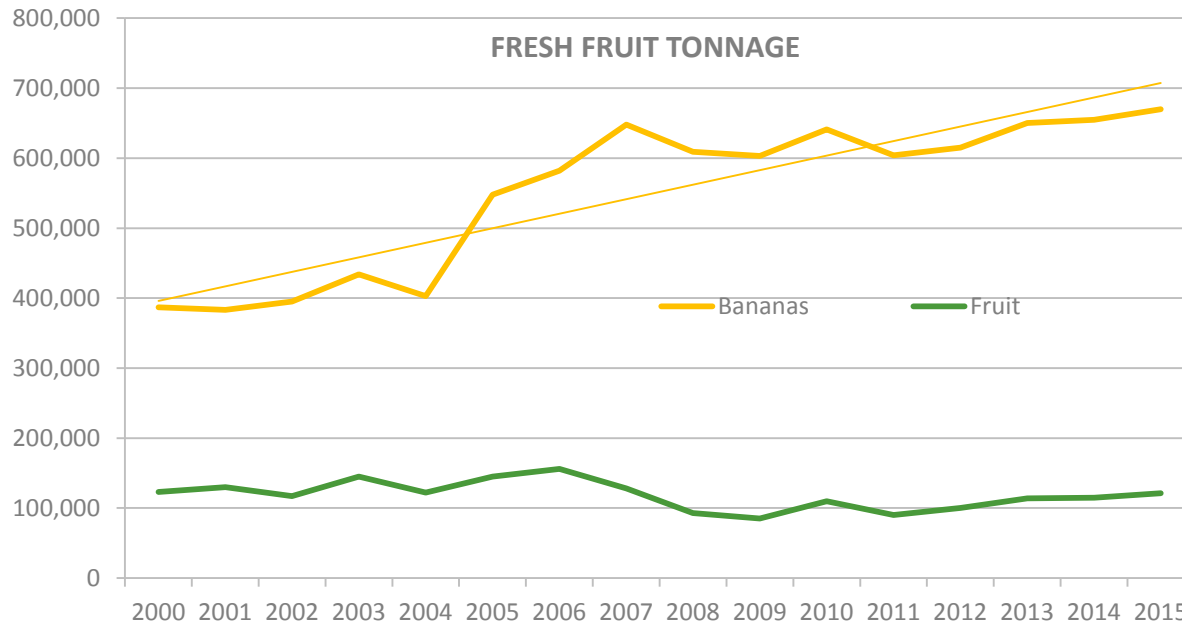
## AUTOS



In the Automotive sector, overall volume is up 27.3% for the fiscal year to date, with imports rising 33.2% and exports falling 22.5% from last year's values.

\*FY2014-15 is projected based on year-to-date

# PERFORMANCE – FRUIT



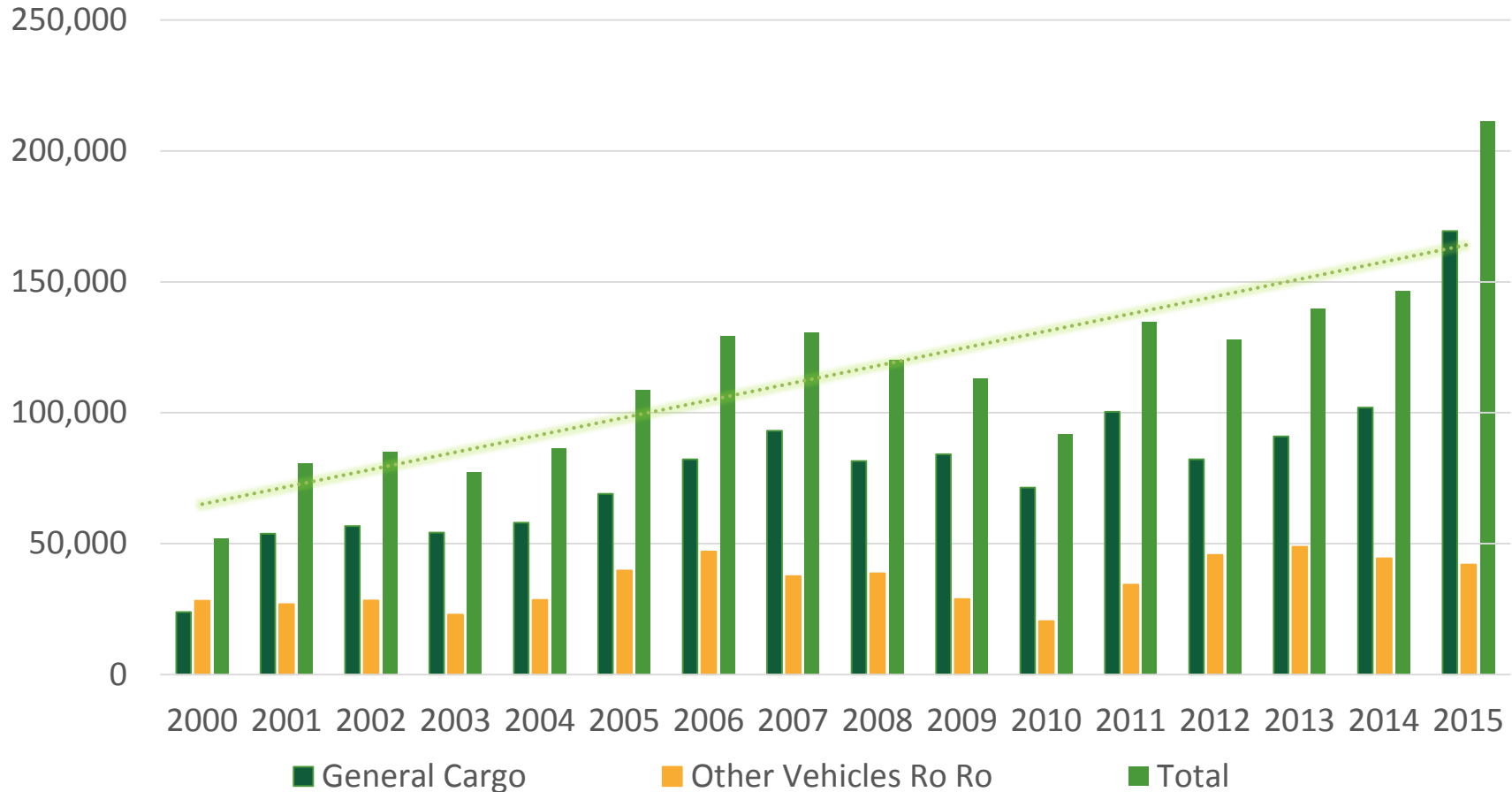
In the tropical fruit sector, banana imports have risen 2.3% and the overall fruit business line increased by 5.0%.

\*FY2014-15 is projected based on year-to-date

# Performance – High and Heavy, Rolling Stock



We Make Cargo Move

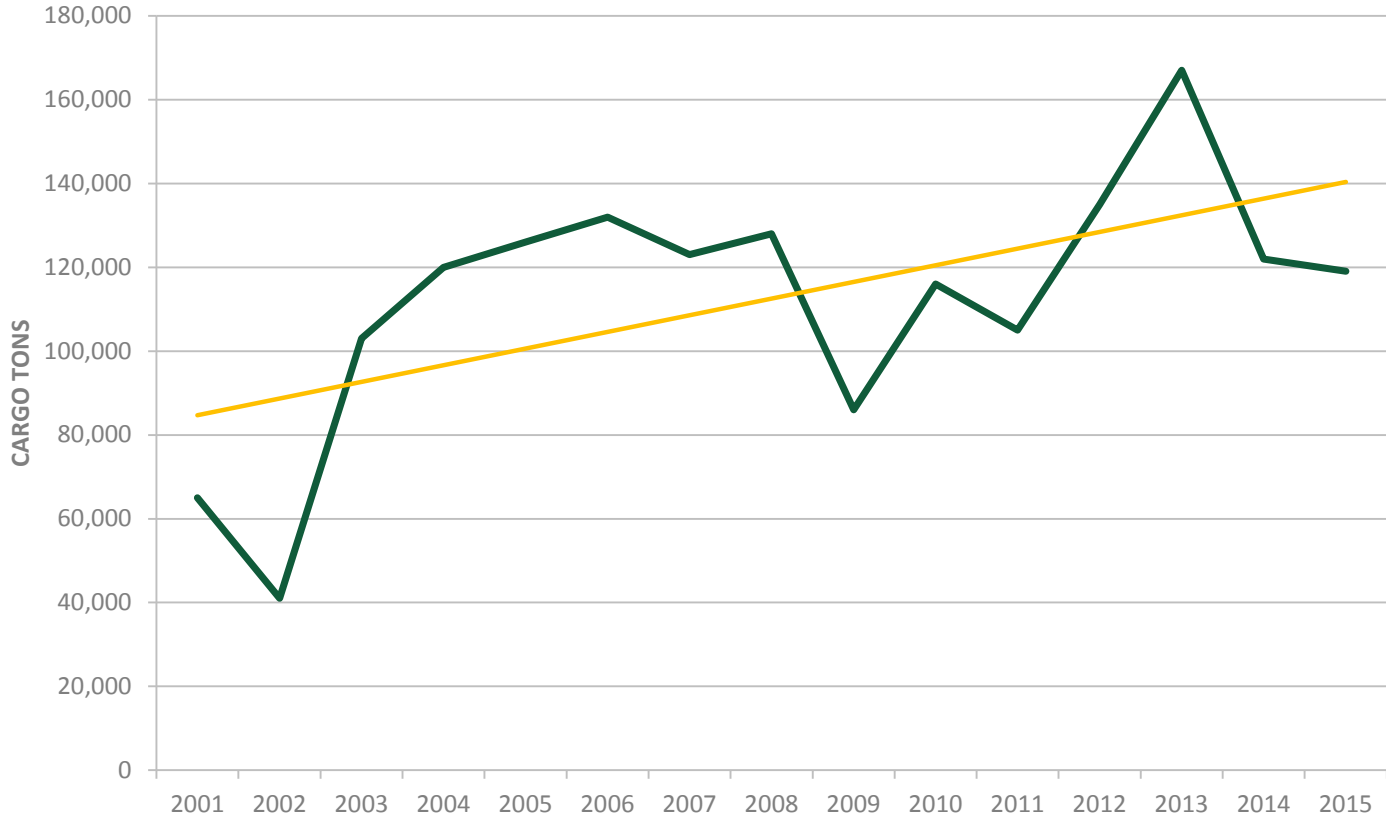


For the other ocean freight lines of business, volumes are up 66.1% for general cargo, down 5.3% for other vehicles Ro-Ro.

\*FY2014-15 is projected based on year-to-date

# Liquid Fertilizer

LIQUID BULK



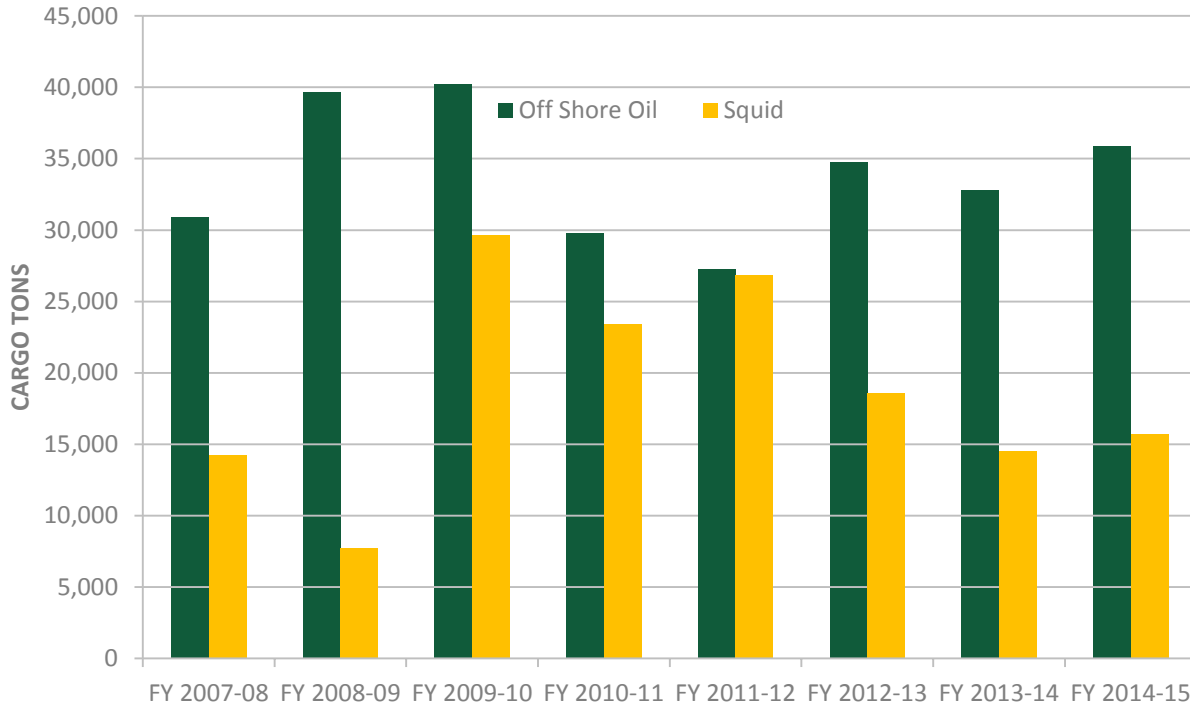
In the liquid fertilizer line of business, imports are up 13.9% fiscal year to date over last year.

\*FY2014-15 is projected based on year-to-date






# Domestic Cargo



In domestic cargo, the fish catch is up 8.2% and the offshore oil cargo business line increased by 8.1% over the same period last year.  
\*FY2014-15 is projected based on year-to-date

*We Make Cargo Move*

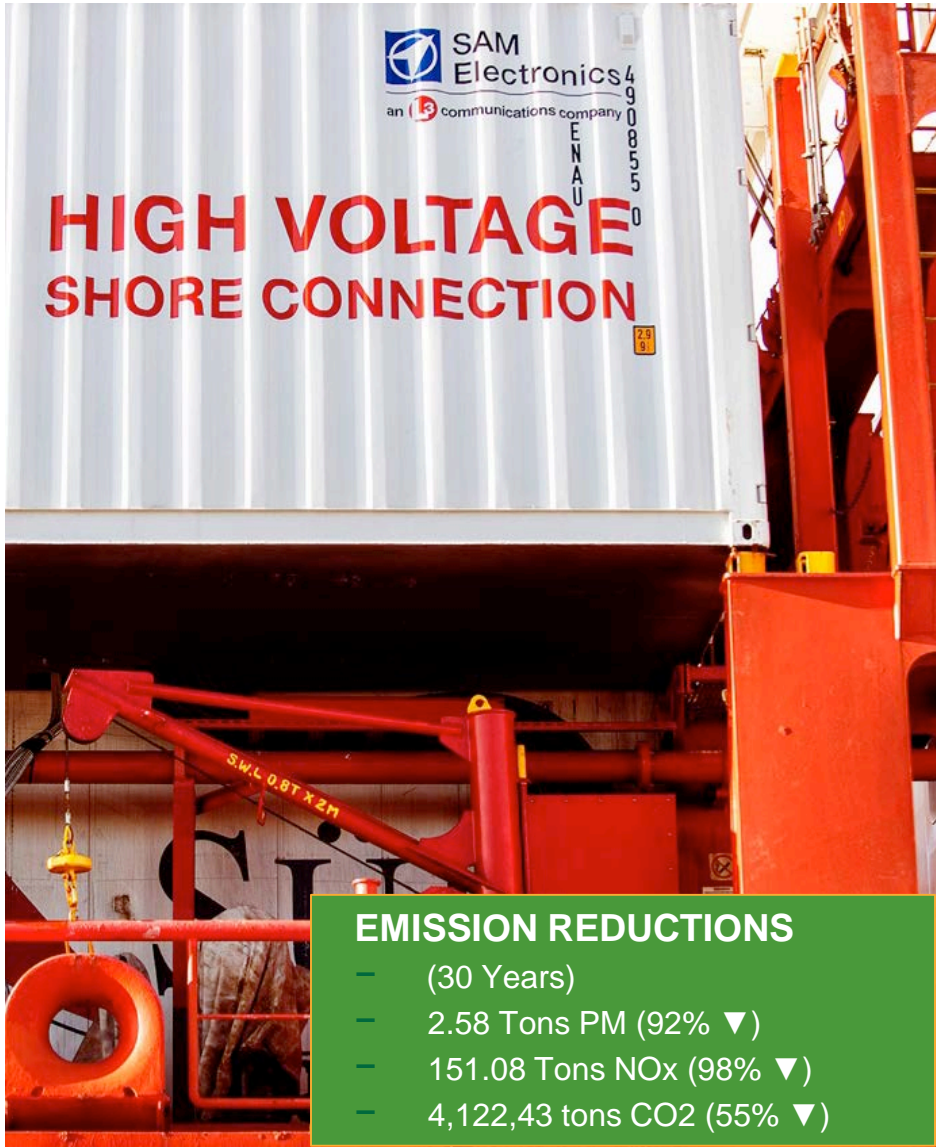


**Green Port**  
Environmental Stewardship



# Environmental Framework





**SAM Electronics**  
an **iS** communications company

**HIGH VOLTAGE  
SHORE CONNECTION**

4908550  
ENAU  
24 5

S.W.L. 0.8T X 2M

**EMISSION REDUCTIONS**

- (30 Years)
- 2.58 Tons PM (92% ▼)
- 151.08 Tons NOx (98% ▼)
- 4,122,43 tons CO2 (55% ▼)



## Accomplishments

- Full Port Wide Energy Efficiency Audit
- Updated Storm Water Plan
- Implementing Phase II Shoreside Power
- Developed Lighting Improvement Plan (Implementing Action Items)
- HVAC Improvement Plan
- Invasive Species Research (Marine Habitat Element of Strategic Plan & MAST)
- Rolled Out Water Conservation Best Management Practices to Align with Board Policy



## **PARTNERSHIPS**

- ARB
- VCTC
- VCAQCD, SCAQCD
- EPA

*We Make Cargo Move*



## Innovation & Technology

MAST: Maritime Advanced Systems & Technology



**The Port**  
**OF HUENEME**  
Oxnard Harbor District

# mast

Maritime Advanced  
Systems & Technology  
Laboratory At  
The Port Of Huene me

## Accomplishments

- Coastal Trident: 2<sup>nd</sup> Annual Technology Expo
- Invasive Species Research
- Energy Efficiency
- GIS Technology

## Vision

To foster ideas, innovation and leading edge technologies for the advancement of ports and the maritime environment.



*We Make Cargo Move*



Strategic Partnerships





- Approval of CEDS
- FTZ Expansion
- Customer Appreciation Events
- **Banana Festival**
- Career Day
- President's Dinner
- Salsa Festival
- Joint Chambers Military Mixer
- Military Appreciation Gala
- Chamber Installation Gala
- Port Tours
- **Port Class with High School Students**
- Trade and Community Task Force
- Launch Community eNewsletter
- Chambers



# Strategic Partnerships

- Channel Island Museum – New Port Exhibit
- Hueneme Beach Festival
- Santa to the Sea - Port Booth & Team
- Oxnard Christmas Parade
- Future Ports
- Mobility – 21
- Alex’s Lemonade Cancer Walk
- Ventura County Civic Alliance
- Society of American Military Engineers
- Oxnard & Port Hueneme Boys & Girls Club



## Navy Base Ventura County



- Joint Use and License Agreements
- JLUS (Joint Land Use Study)
- Military Support Committees RDP21



## Business Community

- Chambers of Commerce
- EDC-VC
- VCEDA
- Future Ports
- World Affairs Council



## Educational Partners

- Oxnard College
- California Lutheran University
- CSUCI
- Cal Maritime



Thank you!

*We Make Cargo Move*

